

Wheel Fun Rentals San Diego Bike Tour

Self-Guided Tour of Waterfront, Little Italy, Ocean Beach & Lighthouse



Turn-by-Turn Directions

1. Cross street at the cross walk so you are riding along the waterfront.
2. Continue left on North Harbor Dr.
3. Continue on boardwalk toward Seaport Village.
4. At Seaport Village, DISMOUNT from your bike and WALK it through Seaport Village.
5. After leaving Seaport Village, you may ride bike again. Continue on Boardwalk and stay in bike lane. Watch for pedestrians.
6. **If starting from Wheel Fun Rentals at Marriott Marquis & Marina**, turn left onto Boardwalk.
7. To get to Embarcadero Marina Park South, turn right at Marina Park Way. Cross Marina Park Way to continue on Boardwalk.
8. Turn left at Hilton San Diego Bayfront, riding along the walkway to East Harbor Dr.
9. Cross Park Blvd to the left.
10. Then cross East Harbor Dr. to the right toward Martin Luther King Promenade. Please utilize the bike lane between train tracks.
11. For a longer ride, turn right onto North Harbor Dr. which becomes Bayshore Bikeway to Silver Strand and Coronado Island.
12. Continue along East Harbor Dr. until it becomes West Harbor Dr. at Kettner Blvd.
13. Continue on West Harbor Drive until Broadway. At Broadway, cross North Harbor Dr. to the left to reach the Boardwalk. Take the boardwalk to Spanish Landing Park.
14. Follow the sidewalk as it curves toward the waterfront.
15. At Spanish Landing Landing Park, follow Bike Path as it goes into the Parking lot, then back onto Boardwalk.

Turn-by-Turn Directions Continued

16. After the 2nd entrance into the parking lot, cross North Harbor Drive at Spanish Landing Way.
17. Make a left after crossing N Harbor Dr. to join the bike path, continue over the bridge.
18. Turn right onto Nimitz Blvd.
19. At Lowell St., continue right on Nimitz Blvd. as it curves, and pass under 2 bridges on Nimitz. After the second bridge, there is a lane of traffic merging over your right. The bike lane will be intersected by this lane. Please use caution when crossing the lane of traffic to get to the bike lane on the new shoulder.
20. Cross the street left onto West Point Loma Blvd.
21. Cross Nimitz Blvd. so that you are on the right side of West Point Loma Blvd.
22. Continue on West Point Loma Blvd. until it dead ends at Ocean Beach and Brighton Ave.
23. Walk your bike through the parking lot on your right to Ocean Beach Bike Path entrance.
24. Exit Ocean Beach Bike Path right onto Pacific Coast Hwy.
25. At Enterprise St., use the crosswalk to cross Enterprise, then turn right up Enterprise St. following the Bike Route Signage.
26. At Midway Drive, use the crosswalks to cross both Midway Dr. and Barnett Dr. You will see a green "Bike Route" sign on the far side of the intersection. Turn left onto Barnett Ave.
27. Bear right into the Barnett Ave on-ramp to Pacific Coast Highway South and continue using bike lanes.
28. Turn right on W Ash St.
29. Turn left onto N Harbor Dr. **To return to the Wyndham San Diego Bayside**, left again returning to Wheel Fun Rentals. **If you started from the Marriott Marquis & Marina**, cross the street and continue left on North Harbor Dr. at direction #1 then follow directions #2 - #5 to return to Wheel Fun Rentals.

	Main Bike Tour		Turn Indicator
	Sunset Cliffs		Point of Interest
	Lighthouse		Parks
	Little Italy		

Historic Lighthouse

Manchester Grand Hyatt San Diego
1 Market Place
San Diego, CA 92101

Wyndham San Diego Bayside
1355 N. Harbor Dr
San Diego CA 92101

Marriott Marquis San Diego Marina
333 W. Harbor Dr
San Diego CA 92101

Petco Park
Optional Route for Longer Tour

A POINTS OF INTEREST
(see map for location)

Experience the beauty and history of San Diego first-hand, on a bike!

Numbered points of interest listed below are referenced on the map (inside panels). Located on or near the recommended tour route, points of interest are indicated by alphabetized yellow diamond graphics. Numbered violet circles indicate turn-by-turn directions, also listed on map. Red tour route explores Waterfront and Ocean Beach areas, with color-coded optional routes for Little Italy, Sunset Cliffs and Lighthouse (blue, purple & orange).

A. Embarcadero Marina Park North

This popular recreation and event spot borders Seaport Village and features views of the bay.

B. Embarcadero Marina Park South

Located on the bay, the south park hosts a fishing pier, basketball courts and concessions.

C. Seaport Village

Built in the 1980's on Punta de los Muertos (Point of the Dead), this location is where a 1782 Spanish expedition buried fallen fellow explorers. The Village is now home to dozens of restaurants, with ponds and fountains bordering 4 miles of walkways and over 50 shops!

D. 5th Avenue Landing

Home to San Diego's superyacht dock as well as a scenic promenade park, 5th Ave Landing is just steps from the San Diego Convention Center.

E. San Diego Convention Center

San Diego Convention Center host numerous events, including the worlds largest Comic Convention, "Comic Con".

F. Martin Luther King Promenade & Park

G. Petco Park

H. Ruocco Park

I. Dead Man's Point (Punto De Los Muertos)

J. Tuna Harbor Park

K. USS Midway Museum

L. San Diego Visitors Center

M. Broadway Pier

N. Maritime Museum of San Diego

O. San Diego City Hall

P. San Diego Airport

Q. Spanish Landing Park

R. Harbor Island Park

S. Cleator Community Park

T. Collier Neighborhood Park

U. Dusty Rhodes Park

V. Ocean Beach Athletic Area Robb Field

W. Ocean Beach

X. Ocean Beach Bike Path

Y. Ocean Beach Dog Beach




Z. Famosa Slough

AA. Little Italy

BB. Firehouse Museum

CC. Piazza Natale

Explore San Diego Waterfront, Little Italy, Ocean Beach, Lighthouse & Much More!




Self-Guided BIKE TOUR



WITH TURN-BY-TURN DIRECTIONS & POINTS OF INTEREST

Explore San Diego Waterfront, Little Italy, Ocean Beach, Lighthouse & Much More!



(619) 342-7244 • wheelfunrentals.com/SD • (805) 650-7770